



# **The Smith Kitchen**

## **Peanut Butter and Jelly Sandwich Preparation Policy**

### **PB&J Preparation Services Provided by F&C CPAs**

# Table of Contents

Peanut Butter and Jelly Sandwich Preparation Policy and Procedure. ....	3
Purpose .....	3
Scope.....	3
Roles and Responsibilities.....	3
Policy .....	3
Procedure.....	4
Preparation .....	4
Spreading the Peanut Butter .....	4
Spreading the Jelly .....	4
Assembling the Sandwich .....	4
Cutting (Optional) .....	4
Presentation and Cleanup.....	4

# **Peanut Butter and Jelly Sandwich Preparation Policy and Procedure.**

## ***Purpose***

This policy outlines the standardized procedure for preparing a peanut butter and jelly sandwich to ensure consistency, efficiency, and satisfaction.

## ***Scope***

This policy applies to all individuals responsible for preparing peanut butter and jelly sandwiches within the Smith household.

## ***Roles and Responsibilities***

- **Sandwich Preparer:** Responsible for following the steps outlined in this policy to assemble the sandwich.
- **Supervisor (if applicable):** Ensures that the procedure is followed and provides feedback if necessary.

## **Policy**

All peanut butter and jelly sandwiches prepared within [insert organization or household] must adhere to the following guidelines:

- 1) **Materials:** Sandwiches must be made using bread, peanut butter, jelly or jam, and appropriate utensils, ensuring all items are clean and sanitary.
- 2) **Spreading Technique:**
  - a) Peanut butter must be spread evenly on one slice of bread.
  - b) Jelly or jam must be spread evenly on a separate slice.
- 3) **Assembly:** The jelly-covered slice must be placed face-down onto the peanut butter-covered slice.
- 4) **Optional Cutting:** Sandwiches may be served whole, halved, or quartered based on preference.
- 5) **Presentation and Cleanup:** All utensils and preparation areas must be cleaned immediately after use, and the sandwich should be presented neatly on a plate.

## **Procedure**

### ***Preparation***

- 1) Wash hands thoroughly with soap and water.
- 2) Gather all required materials and place them on a clean, flat surface.

### ***Spreading the Peanut Butter***

- 1) Use the knife to scoop a desired amount of peanut butter.
- 2) Spread the peanut butter evenly across one slice of bread, covering the surface edge to edge.

### ***Spreading the Jelly***

- 1) Clean the knife or use a separate spreader to scoop the desired amount of jelly.
- 2) Spread the jelly evenly across the second slice of bread.

### ***Assembling the Sandwich***

- 1) Place the jelly-covered slice of bread face-down onto the peanut butter-covered slice.
- 2) Press gently to ensure the two slices adhere without squishing the filling.

### ***Cutting (Optional)***

- 1) If preferred, cut the sandwich diagonally or vertically into halves or quarters.

### ***Presentation and Cleanup***

- 1) Place the sandwich on a plate and serve with napkins.
- 2) Clean all utensils and the preparation area.

***Failure to follow this policy may result in inconsistent sandwiches or dissatisfaction. Repeated non-compliance will result in additional training.***



# **The Smith Kitchen**

## **Peanut Butter and Jelly Sandwich Preparation Policy**

### **PB&J Preparation Services Provided by F&C CPAs**

# Table of Contents

Peanut Butter and Jelly Sandwich Preparation Policy and Procedure. ....	3
Purpose .....	3
Scope.....	3
Roles and Responsibilities.....	3
Policy .....	3
Procedure.....	4
Preparation .....	4
Spreading the Peanut Butter .....	4
Spreading the Jelly .....	4
Assembling the Sandwich .....	4
Cutting (Optional) .....	4
Presentation and Cleanup.....	4

# **Peanut Butter and Jelly Sandwich Preparation Policy and Procedure.**

## ***Purpose***

This policy outlines the standardized procedure for preparing a peanut butter and jelly sandwich to ensure consistency, efficiency, and satisfaction.

## ***Scope***

This policy applies to all individuals responsible for preparing peanut butter and jelly sandwiches within the Smith household.

## ***Roles and Responsibilities***

- **Sandwich Preparer:** Responsible for following the steps outlined in this policy to assemble the sandwich.
- **Supervisor (if applicable):** Ensures that the procedure is followed and provides feedback if necessary.

## **Policy**

All peanut butter and jelly sandwiches prepared within [insert organization or household] must adhere to the following guidelines:

- 1) **Materials:** Sandwiches must be made using bread, peanut butter, jelly or jam, and appropriate utensils, ensuring all items are clean and sanitary.
- 2) **Spreading Technique:**
  - a) Peanut butter must be spread evenly on one slice of bread.
  - b) Jelly or jam must be spread evenly on a separate slice.
- 3) **Assembly:** The jelly-covered slice must be placed face-down onto the peanut butter-covered slice.
- 4) **Optional Cutting:** Sandwiches may be served whole, halved, or quartered based on preference.
- 5) **Presentation and Cleanup:** All utensils and preparation areas must be cleaned immediately after use, and the sandwich should be presented neatly on a plate.

## **Procedure**

### ***Preparation***

- 1) Wash hands thoroughly with soap and water.
- 2) Gather all required materials and place them on a clean, flat surface.

### ***Spreading the Peanut Butter***

- 1) Use the knife to scoop a desired amount of peanut butter.
- 2) Spread the peanut butter evenly across one slice of bread, covering the surface edge to edge.

### ***Spreading the Jelly***

- 1) Clean the knife or use a separate spreader to scoop the desired amount of jelly.
- 2) Spread the jelly evenly across the second slice of bread.

### ***Assembling the Sandwich***

- 1) Place the jelly-covered slice of bread face-down onto the peanut butter-covered slice.
- 2) Press gently to ensure the two slices adhere without squishing the filling.

### ***Cutting (Optional)***

- 1) If preferred, cut the sandwich diagonally or vertically into halves or quarters.

### ***Presentation and Cleanup***

- 1) Place the sandwich on a plate and serve with napkins.
- 2) Clean all utensils and the preparation area.

***Failure to follow this policy may result in inconsistent sandwiches or dissatisfaction. Repeated non-compliance will result in additional training.***



# AI Tools for Compliance Tracking & Monitoring



**LogicGate Risk Cloud** –  
AI-driven governance, risk, and compliance (GRC) management.



**IBM OpenPages** –  
AI-powered regulatory compliance tracking.



**Onspring GRC Platform** –  
Automates compliance audits and policy adherence.



**Risk Watch** –  
AI-based security and compliance tracking system.



**Standard Fusion** –  
Tracks compliance for industry regulations like ISO and NIST.



**AuditBoard** –  
AI-powered compliance tracking and risk assessment.



**GRC Tools by MetricStream** –  
AI-driven compliance workflow automation.



**NAVEX Global** –  
Policy and compliance management with AI analytics.



**OneTrust Compliance Management** –  
Tracks policy adherence and regulatory changes.



**Drata** –  
Automates security compliance for frameworks like SOC 2, ISO 27001.

# AI Tools for Policy Development



**ChatGPT (OpenAI) –**  
Generates and refines policies, procedures, & documentation.



**Microsoft Copilot –**  
Assists in drafting & reviewing policies within Microsoft Word & Excel.



**Jasper AI –**  
AI writing assistant that can generate & edit policy documents.



**Notion AI –**  
Helps in structuring & drafting policies within Notion's document management system.



**Grammarly Business –**  
Enhances clarity and ensures professional tone in policy documents.



**ClauseBase –**  
AI-driven tool for legal & policy document drafting.



**HyperWrite –**  
Provides AI-generated templates & policy refinements.



**LexisNexis AI Tools –**  
Supports policy research & compliance documentation.

# AI in Policy & Procedure Development: Tribal Gaming Checklist

## AI Use in Policy Writing & Implementation

- Have you clarified the role of AI as drafting, summarizing, suggesting improvements, or otherwise?
- Are you ensuring policies reflect human judgment and regulatory expertise?
- Will the policy be realistic, enforceable, and applicable to gaming operations?

## Compliance & Regulatory Considerations

- Does the policy align with Tribal and Federal Laws including NIGC, MICS, IGRA, and Tribal Gaming Commission regulations
- Does the policy consider data privacy & security for the Tribe and its users?
- Does the policy consider industry best practices?

## Accuracy & Reliability

- Has the policy been reviewed by Human Resources or Tribal leadership to ensure it aligns with the operation's culture and vision?
- Has the policy been reviewed for outdated references to regulation or best practices?
- Have all sources referenced in the policy been verified independently of AI?

## Cultural & Ethical Considerations

- Does the policy align with Tribal governance, traditions, and community values, promoting Tribal sovereignty?
- Does the policy avoid bias that conflicts with tribal customs or decision-making processes?
- Is the policy easily understood by tribal employees and regulators?

## Transparency & Explainability

- Are there records of how AI contributed to policy creation?  
Is AI-generated content supported by clear justifications and applicable regulations?
- Is AI's role in drafting or revising policies documented and transparent?
- Is the policy easily understood by tribal employees and regulators?

## Version Control & Updates

- Is there a revision history to show AI-assisted modifications?
- Have you set up periodic human-led audits to update policies as laws, technology and similar needs evolve?
- Is there a review in place to ensure ALL policies align with existing tribal gaming policies?



# TRIBAL SERVICES

GAMING AND ENTERPRISE,  
GOVERNMENTS AND ENTITIES



## Passion-Driven Success

At F&C CPAs, we bring passion for building strong client relationships to the forefront of our work. Doug thrives on getting to know each client personally, understanding their unique challenges and goals. This deep connection allows him to identify potential issues and opportunities that might otherwise go unnoticed.

Doug says: “I believe that the key to effective problem-solving lies in collaboration, and I enjoy working with clients to develop and implement tailored solutions.”

Not much brings Doug more joy than making tangible differences in clients' businesses and seeing the positive impact of our collective efforts. His approach is not just about providing expert advice but about partnering with clients on their journey to success. This dedication to personalized service and collaborative problem-solving is the heart of his work.

## DOUG PARKER

Doug is a seasoned auditor and consultant with over 15 years of broad experience across various Tribal industries and enterprises. His skillset goes beyond traditional accounting, encompassing policy drafting, internal control development, and targeted training. Doug's expertise helps protect Tribal assets and reinforce operational integrity.

### Doug's core areas of expertise include:


- Auditing compliance with control standards
- Data analysis and reconciliation of accounting information
- Vulnerability assessment & advising

### Doug's unique abilities and credentials:

- Nearing two decades of collaborating with Tribes and Tribal enterprises.
- Tailored creation of internal control systems.
- Proficient in diverse technologies



# CONSULTING AND COMPLIANCE SERVICES



TRIBAL GAMING,  
GOVERNMENT, ENTITIES &  
ENTERPRISE CAPABILITIES

Compliance and consulting services should make life easier! At F&C we provide value that eliminates the pain points and aids the operation in achieving success. These services will rarely fit into a box, and are carefully crafted to meet your specific needs. Here are some areas where F&C can help:

## Risk Assessments

Developing internal controls is critical for any business. A well-created set of internal controls effectively mitigates the natural risks associated with conducting business. A strong risk assessment is the first step in identifying what internal controls should be implemented in your operation.

## Operational Assessments

Numbers do not lie! This cliché is common in the business world but often is never backed up with action. Put this age-old saying into reality through an Operational Assessment to add the critical data needed to determine the success of your operation.

## Internal Audits

Regulations and internal controls provide the structure for success. This structure is only effective when implemented and executed properly. A thorough internal audit of compliance with applicable internal controls will provide management with the information needed to continue to strengthen controls and mitigate risks.

## Training

There is no greater investment than an investment in your team. F&C works with clients to create training plans to present applicable content using effective and creative platforms. Classroom style, one-on-one, virtual, on-the-job training, plus any combination of these are used to ensure F&C is helping your team to be equipped to lead you to success.

## Policy And Procedure Development

Documenting your internal control expectations is vital to the long-term success of your organization, and often a requirement! F&C starts with the big picture then fills in the gaps by diving into the day-to-day activities, documenting each step along the way. The final result is a set of internal controls that are meaningful and applicable for the long haul.

## Regulatory Requirements

Over the years, one of the greatest challenges we've seen clients face is making sense of rules and regulations assigned to their operation. Let F&C do the dirty work! This consulting service takes the research, interpretation, and any proposed implementations off your plate. As regulatory updates come down the pipe, you will be a step ahead as F&C will have a solution ready for you!



Tax Solutions



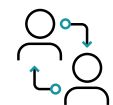
Compliance



Business Services




Advisory & Strategy



Training



Enterprise Technology



Scan to add  
Doug to  
your contacts

**Doug Parker**  
TRIBAL SUPERVISOR

📞 405-395-5106  
📠 405-401-9010  
✉️ dparker@finley-cook.com  
📍 601 N. Broadway Avenue  
Shawnee, OK 74801



EXPLORE & SHARE



Scan to share to your  
inbox or with a  
colleague.

For more information, visit [Finley-Cook.com](https://www.finley-cook.com)